

Errata

The Stability of Insulin in Crystalline and Amorphous Solids: Observation of Greater Stability for the Amorphous Form.
 By Michael J. Pikal and Daniel R. Riggsbee (*Pharmaceutical Research*, 14(10), 1379–1387 (1997)).

Additions to Figure Captions:

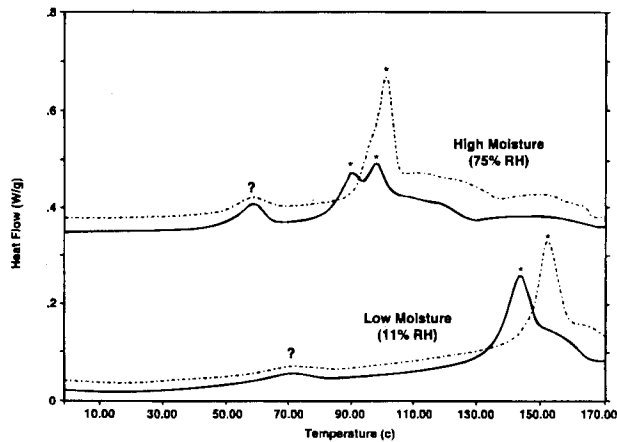


Fig. 2. The solid lines refer to the amorphous phase while the broken lines refer to crystalline insulin.

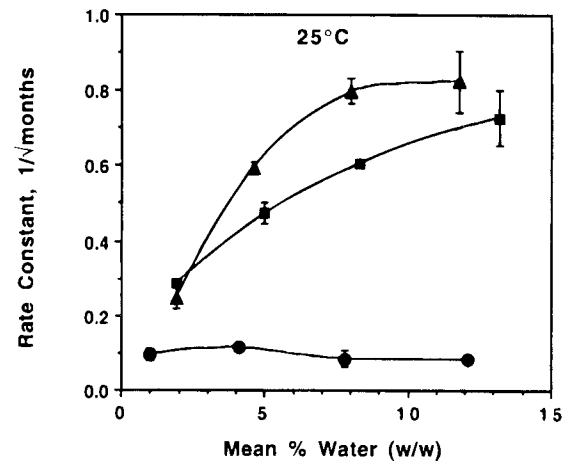
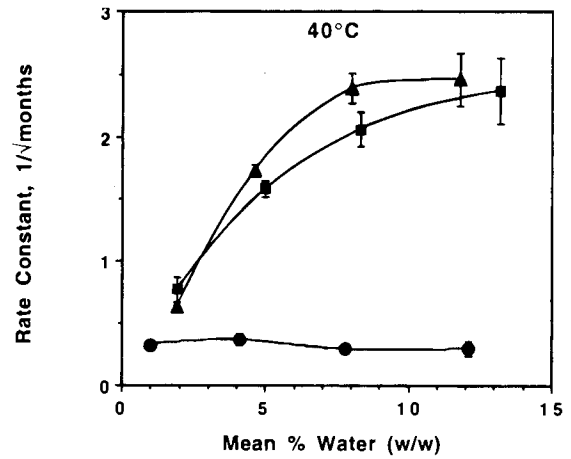


Fig. 6. Key: triangles = “QA” crystalline solids, squares = “pH7 crystals”, circles = freeze dried amorphous.

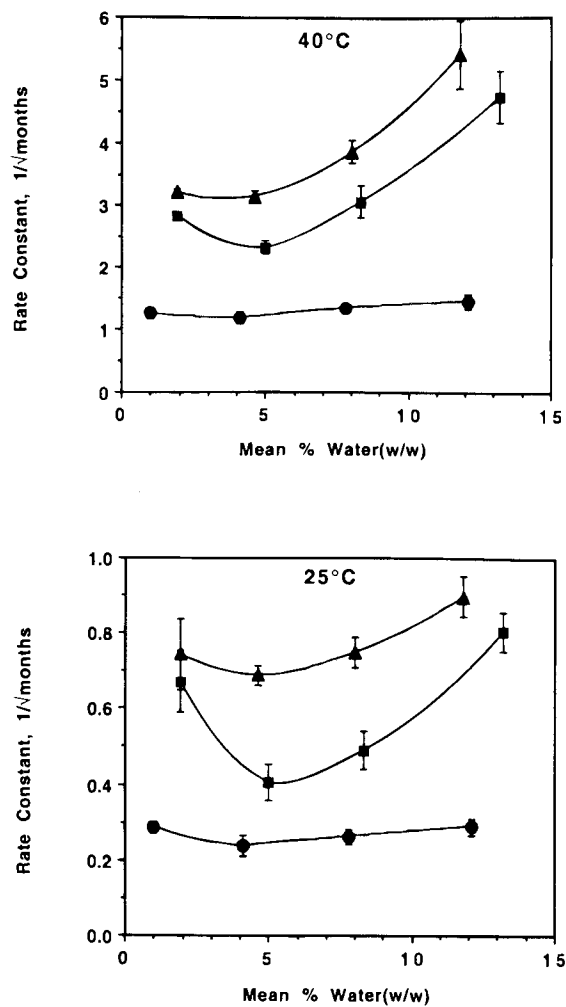


Fig. 7. Key: triangles = "QA" crystalline solids, squares = "pH7 crystals", circles = freeze dried amorphous.